

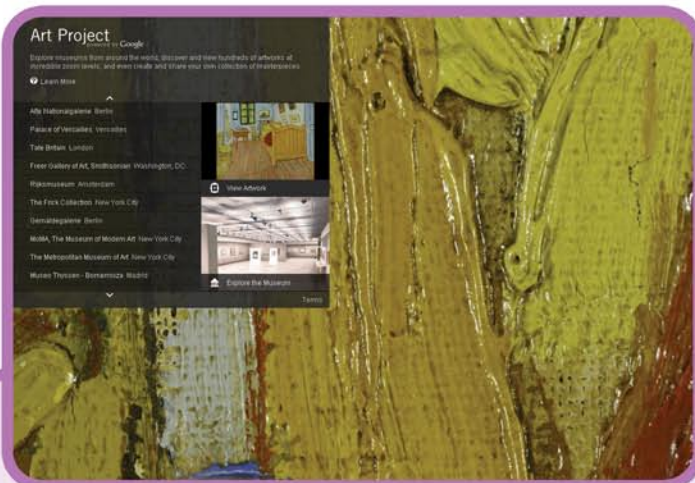
漫畫 Comic

繪畫: 馬珈珈



Mr. Da Vinci: I took four years to paint Mona
Lisa. I think it will take me four years to paint
you. So, I can't give you the painting this
year.
達文西: 我用了4年的時間去畫蒙娜麗莎。我想需要4
年的時間來畫你。所以我不能在今年送給你囉。





新聞 NEWS

Google Art Project Brings Art to Your Computer

On February 1, Google unveiled its Art Project that gives access to more than one thousand pieces of artwork online in “extraordinary detail”. Just like how Google Street View allows you to explore local neighbourhoods, Google Art Project can bring you into 17 world’s most acclaimed museums and allow you to visit more than 1,000 pieces of artwork. Most artwork in each of the museums can be viewed straight-on and in ultra-high resolution. You may even zoom in the artwork for extreme close-up views to appreciate a great artist’s brushstroke.

Google藝術計劃將藝術帶進你的電腦

Google在2月1日推出一項藝術計劃，可以讓你在網上瀏覽數以千計的藝術作品。像Google街景視圖讓你探索你的社區一樣，Google藝術計劃可以帶你到17個世界上最享負盛名的博物館，讓你觀看超過1,000件藝術品。大部份藝術品都以水平角度拍攝，而且擁有很高的解像度。你甚至可以把藝術品的視圖片放大，欣賞一下偉大藝術家的筆工。

Share Art with Your Friends and Family

Google Art Project also includes 360-degree tours of individual galleries using Street View indoor technology. Through this feature, you can move around in virtual space within the galleries. In addition, the project also allows you to create your own collection. You can save specific views of any of the artwork to build your collection. Comments can be added to each artwork, and the whole collection can then be shared with friends and family.

與朋友和家人分享藝術

Google藝術計劃還用了室內景觀技術，讓你可以360度遊覽整個畫廊。通過這個功能，你可以在畫廊的虛擬空間內自由移動。此外，這項計劃還可以讓你創建自己的收藏集。你可以儲存在不同角度下所拍攝到的藝術品圖片，用來建立收藏集。你還可以為每件藝術品加上意見，再把整個收藏集與朋友和家人分享。



考考你的普通話

DUTONGHUA CHALLENGE

小朋友，請試把以下左邊的詞語連去右邊正確的漢語拼音吧！
Come on! Let's link the words on the left to the correct pinyin on the right!

瀏覽	pāi	shè
探索	tàn	suǒ
拍攝	fēn	xiǎng
技術	liú	lǎn
分享	jī	shù



天父給我的信 God's Letter to Me

You must love your neighbours as yourself. (Mark 12:31)
你應當愛人如己。(馬可福音12:31)

親子遊戲 LET'S PLAY TOGETHER


Bouncing Ping Pong Balls 彈彈乒乓球

Ping-pong balls (also known as table tennis) are tiny balls with an amazing bouncing capability. The balls are made of plastic material and are hollow. Because of their unique properties, these balls bounce better than many rubber balls, making them ideal for indoor games.


乒乓球是細小而具有驚人反彈能力的球。它是由塑料造成，而且是空心的。由於獨特的特性，乒乓球的反彈力比很多橡膠球優勝，是理想的室內玩意。



1 Prepare a few cups and bottles and several ping-pong balls.
準備一些杯子和樽以及數個乒乓球。



2 Place a rope in the centre of the table so that it is 50 cm apart from you. Then, place the cups and the bottles on the other end of the table which are 50 cm apart from the rope.
在枱中央距離自己50厘米放一條繩，再把杯子和樽放在繩50厘米以外。



3 Throw the ping-pong balls onto the table one by one, not beyond the rope. If any ball is thrown onto the table beyond the rope, it is regarded as a miss.
把乒乓球逐個擲向枱面，不能超過繩子。若乒乓球擲到繩子以外，便視為失分。



4 A point is scored when a ping-pong ball falls into a cup or a bottle after rebounding from the table.
當乒乓球從枱面反彈入杯子或樽內，可得1分。